

LYNX

# Cage & Rack Washers

## Model 410LX



### Ensuring efficient cleaning for all your animal care items

The LYNX Model 410LX Cage and Rack Washers are heavy duty, large capacity reliable hydro-spray washers designed for ease of use, minimal maintenance, and highest cleanability of caging, bottles, racks, debris pans, and other items used in the care of laboratory animals. These washers deliver high performance within a simplistic design. The system is provided with greater flexibility to meet today's "green" initiatives and high throughput demands. LYNX standardizes on non-proprietary parts on all equipment. Pit mounting is standard.

#### Standard Features

- Heavy-duty Hinge Door
- Modular Construction
- Knock-down Shipment
- **Oscillating** Spray Delivery System
- Personnel Safety Features
- PLC Control System with Full Color HMI Touch Screen
- 12 Configurable Cycles
- Neutralization System
- Automatic Self-cleaning Screen
- Temperature Guarantee
- Insulated Construction
- Incoming Utility Gauges
- Interior Illumination
- SS Recirculation Piping and Components
- Non-proprietary Parts

#### Construction

LYNX 410LX Cage and Rack Washers are provided with a heavy-duty stainless steel door with double pane glass window. Recirculated water is heated by a stainless steel steam coil to achieve guaranteed treatment temperatures. A color touch screen control panel provides a user-friendly interface for selecting, programming, and monitoring cycles. Unit is provided with a stainless steel 10 HP treatment pump with a direct read pump pressure gauge.

#### Optional Features

- **Shallow Base Unit** (6")
- Pit or Floor Mounted
- Pass-thru Unit
- Right or Left Hand Services
- LYNX OPTI-Wash™ Water Saving System
- Re-usable Throwaway Alkaline and/or Acid Tank
- Heated Rinse Tank
- House Hot Water Heat Exchanger
- Electric Heat System
- Integral Data Collection System
- LYNX Smart-Cool™ System
- Drain Discharge Cooling - Injected/Tank
- Automatic Damper
- SS Exhaust Fan
- Low Steam Pressure Package
- Pass-thru Door Interlock System
- Air Compressor
- Printer
- Seismic Tie Down
- Detergent Dispensing Systems
- pH Neutralization System
- Feeder Bottle Washing System

#### Optional Features *cont*

- Integrated Pan Wash System
- Automatic Water Rack Flush System
- Split Base for Special Entry
- Port-view Door Window
- 1/3 View Glass Door
- Full View Glass Door
- 36"-54" Door Widths Available (46" wide standard)
- Active Door Seal
- Utility Enclosure Panels
- Inclined Floor Grating
- Automatic Inclined Floor Grating
- Steam Heated Dryer System
- Barrier Wall Flange(s)

#### Accessories

- Floor Ramps
- Bottle Wash Cart
- Universal Cage Wash Cart

## Utilities

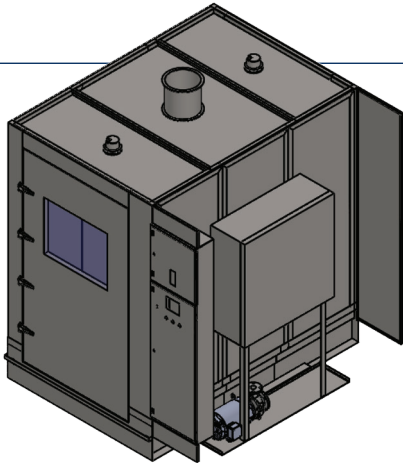
<b>Electrical (E)</b>	3-60-208/480V, 12HP
<b>Hot Water (HW)</b>	1½" NPT, 35 PSI, 50 GPM @ 140° F ± 5° F (40 gallon sump capacity)
<b>Cold Water (CW)*</b>	1½" NPT, 35 PSI, 60 GPM @ 50° F ± 5° F
<b>Steam (S)</b>	2" NPT, 45-80 PSI, Dynamic ± 5 PSI, 800-1200 #/Hr Flow Rate
<b>Condensate (C)</b>	1" NPT
<b>Air (A)</b>	½" NPT, 80-100 PSI, 4-6 CFM Flow Rate
<b>Drain (D)</b>	12" x 12" Floor Sink with 4" Floor Drain ( <i>minimum</i> ), 180 GPM Flow Rate
<b>Vent (V)</b>	12" ID Duct, 750 CFM, Saturated Vapor @ 190° F

\*CW - Required if drain discharge cool-down package ordered

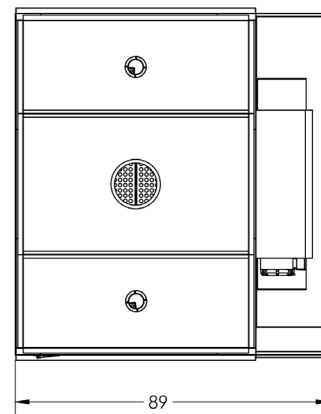
Model	Standard Chamber Size W x H x D	Standard Unit Size W x H x D	Opt. Door Widths	Opt. Door Heights	Opt. Chamber Lengths
410LX	46" x 85" x 92"	89" x 104" x 93"-130"	36", 48", 54"	88", 93", 96"	85", 88", 104", 111", 116", 122"

Washers can be designed to any size to meet your application requirements.

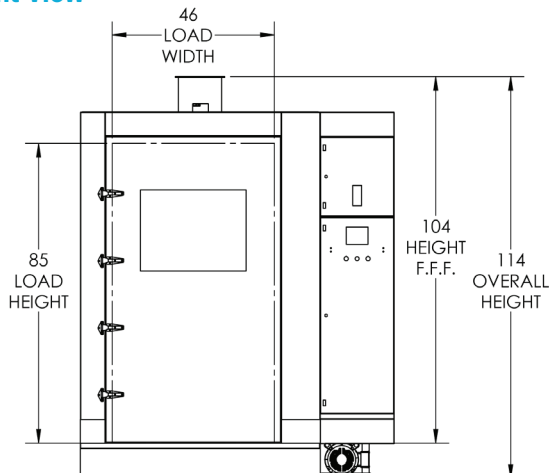
### Representative Drawings



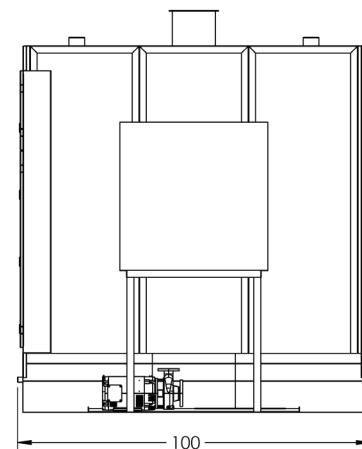
Top View



Front View



Side View



410LX Cage and Rack Washer Sell Sheet\_M1024\_1.00 2021-0318