



SCIENTEK

Washer Disinfector

Model SW4600

Meeting the Needs of Healthcare Facilities

The SCIENTEK SW4600 Washer Disinfector has been designed to combine greater processing capacity with multi-cycle programming options. Processing of surgical instruments, cannulated instruments, anesthesia items, basins, pans and utensils can now be handled quickly and efficiently in this well designed washer. With a capacity to handle up to sixteen (16) DIN baskets per load at a variable cycle time of 12-16 minutes, SCIENTEK washers deliver excellent performance. The SW4600 is available in an automatic loading and unloading configuration for increased throughput and increased efficiency.

Standard Features

- Stainless Steel Type 304 Construction
- Two Chemical Pumps (detergent and lubricant)
- Digital Temperature Control with 180°-194° F Guarantee
- 2 HP Stainless Steel Pump
- Drying System
- Drop Door Loading shelf With Viewing Window
- Three-Level Wash Rack
- Microprocessor Based Controls
- Ten (10) Pre-programmed Cycle Selection
- Extended Wash Timer
- Electric Sump Heater

Simply Put, Built to Last

Controls

Allen Bradley Microprocessor control systems allow for maximum flexibility of cycle times and guaranteed 180°-194° F rinse temperature. Whether you are considering a single washer or a multi-automated washing system SCIENTEK SW4600 Washers will meet your washing needs.

Optional Features

- Single Drop Down Door or Double Door Pass-thru Option
- Steam Heating In Place of Electric
- D.I. or R.O. Water Final Rinse
- Cycle Data Printer
- Data Logger
- Stainless Steel Barrier Wall
- Stainless Steel Condensate Canopy Hoods
- Devapourmatic System
- Chemical Level Monitoring System
- Additional Chemical Pumps (up to 6)
- On-line Modem Connection with Factory
- Automatic basket identification system
- Seismic Anchoring

Accessories

- 1, 2, 3 or Level Multi-Tier Wash Racks
- Wash Rack Transfer Table
- Single Multi-Purpose Basket Rack
- Cannulated Instrument Header
- Inhalation Tube Header
- Basket Return Conveyor
- Pass-thru Window Enclosure

Utilities

Electrical (E)	208/480V 3 PH
Hot Water (HW)	½" NPT, 35 PSI, 15 GPM @ 120° F ± 5° F
Condensate (C)	¾" NPT
Drain (D)	12" x 12" Floor Sink with 4" Floor Drain (<i>minimum</i>), 180 GPM Flow Rate
Air (A) optional	½" NPT, 80-100 PSI, 4-6 CFM Flow Rate
Cold Water (CW)*	½" NPT, 35 PSI, 15 GPM

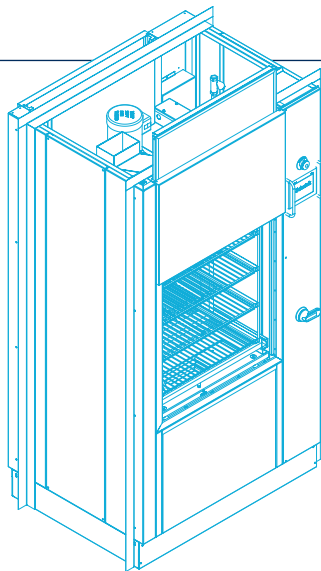
*CW - Required if drain discharge cool-down package ordered



Model	Standard Chamber Size	Standard Unit Size
SW4600 / SW4600A	26" W x 27" H x 26" D 660 mm W x 686 mm H x 660 mm D	46" W x 80" H x 33.31" D 1168 mm W x 2032 mm H x 846 mm D

Sizes shown are for 2 door machines and include dryer option fitted.

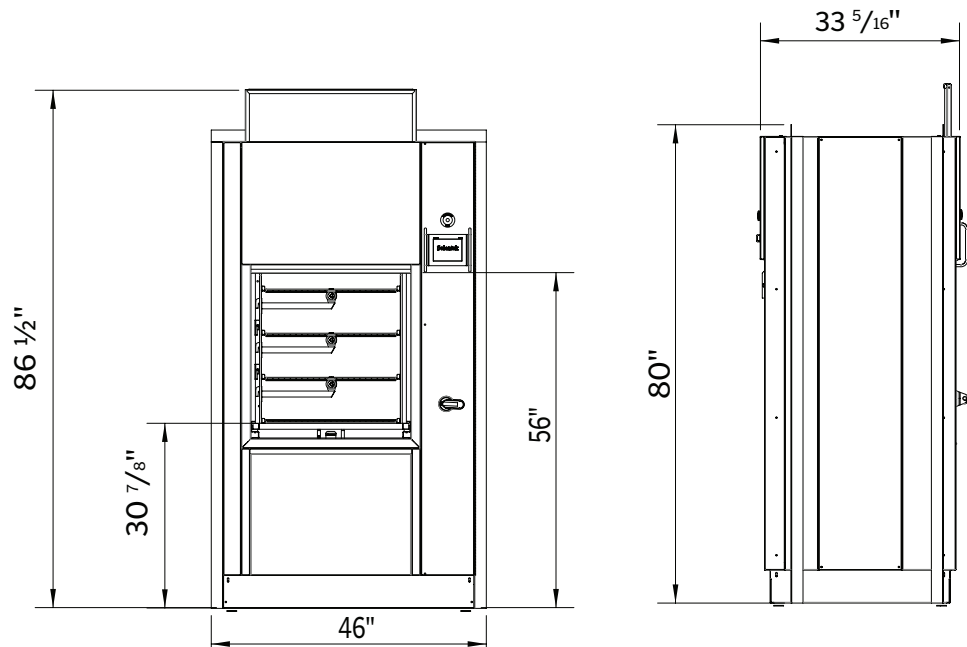
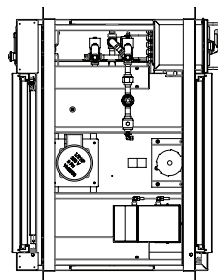
Representative Drawings



Front View

Side View

Top View



Scientek does not recommend nor imply in any way that the Scientek washer disinfector be used for the terminal decontamination of any regulated medical device. For processing of a specific material or products, follow the manufacturers recommended cleaning techniques and processes.

SW4600 Washer Disinfector Sell Sheet_M1032_2.00 2022-0420